



SCHOLARS PRIDE

# SCHOLARS PRIDE SCHOOL

SECTOR-16, FARIDABAD

CLASS: NURSERY (2023-24)

SUMMER HOLIDAY HOMEWORK



# Developing My Skills



NAME- \_\_\_\_\_

CLASS & SEC- \_\_\_\_\_



## Dear Shining Stars

Summer vacations are synonymous with fun frolic, getting up late in the morning, playing for longer hours with friends, going for picnics, exploring new places and watching fun filled shows on television. But there is a lot more you can do to make your vacations more meaningful and interesting while doing all your favourite things.

### GENERAL INSTRUCTIONS :-

- Decorate your Holiday Homework file and submit it in the first week of July 2023.
- Parents are requested to help their children while doing the activities.
- Kindly capture the photographs while performing all the activities that you will enjoy during holidays, paste it in a scrap book and decorate it.
- Take a separate printout for Art & Craft activities.
- Share all the videos and photographs on the google drive link (given below) while doing the activities and send Father's day video by 14<sup>th</sup> June and rest activities /speaking videos on 28<sup>th</sup> June.

**Link for Nursery- A (Ms. Suman Dua)**

<https://drive.google.com/drive/folders/1s4f61JaxFowV7YfCmsRpUosp9A3QmxPZ?usp=sharing>

**Link for Nursery- B (Ms. Poonam Sharma)**

<https://drive.google.com/drive/folders/1-9tAI13UsFnxRc6lAX8fdAOow0QHidLW>

- ★ Here are some activities given to help your child to make them independent and confident.

### ACTIVITY-1 FUN FILLED ACTIVITY

#### Motive- To enhance the Gross Motor Skills

- Buttoning and Unbuttoning of the shirt
- Putting on socks and shoes
- Keep belongings back in the proper place
- Fill the water bottles

**NOTE-** Make a video (not more than 30 seconds) while performing these activities and kids will also speak 2-3 lines on it.



## ACTIVITY-2

### ENGLISH CONVERSATION

**Motive- To enhance Speaking Skills and Vocabulary**

Prepare your child for “Self Introduction” covering the following questions.

- What is your
  - Name?
  - School name?
  - Father’s name?
  - Mother’s name?
  - Teacher’s name?
- What are you doing?
- How old are you?
- In which class do you read?



**NOTE-** Make a video (not more than 30 seconds) while giving “Self Introduction” by the child.

## ACTIVITY-3

### FUN WITH PATTERN

**Motive- To enhance the Eye-Hand Coordination**

- Material required-
- Piece of cardboard/A3 sized sheet.
- Some decorative materials (bindi, stones, matchsticks etc)
- Fevicol
- NOTE- **Follow the given picture for the reference.**



**NOTE-** Make a video (not more than 30 seconds) while performing this activity.

## ACTIVITY-4

### LETTER ART ACTIVITY

**Motive- To enhance the fine motor skills and eye- hand coordination**

Help your child to make different letters art in the drawing file from letters (A-Z). Kindly follow the given link for the reference.

**LINK-** <https://youtu.be/5XAUe6-oL94>



## ACTIVITY-5

### DESIGN YOUR TABLE MAT

**Motive-** To make them learn Table Etiquettes  
**Create a Table Mat on A3 sized sheet with crayons  
And water colours. Let the child use**

- His /Her own creativity. An image has been given for the reference.
- Do vegetable printing and decorate it nicely.
- Get it laminated.

#### Material Required

- A3 sized sheet
- Half cut Ladyfinger
- Crayons and water colours



**NOTE-** Make a video (not more than 30 seconds) while performing this activity and kids will speak 2-3 lines on it.

## ACTIVITY-6

### Paper Folding Activity

**Motive-** To enhance their Eye-Hand Coordination

Kids will make beautiful paper dog by folding the colourful origami sheets with the help of their parents.

Link- <https://youtu.be/poZPE7lqYzY>



**NOTE-** Make a video (not more than 30 seconds) while performing this activity and kids will speak 2-3 lines on it.


## ACTIVITY-7

### Art And Craft

Motive- To enhance their Eye-Hand Coordination and Gross Motor Skills

# FISH

Complete colouring in the fish as shown in the picture and then stick bindies on the body of fish :



## NOTE-


- Take a separate printout of this activity.
- Make a video (not more than 30 seconds) while performing this activity and kids will speak 2-3 lines on it.

## ACTIVITY-8

### Tearing and Pasting Activity

**Motive- To enhance their Eye-Hand Coordination and Fine Motor Skills**

- ❖ Kids will tear colourful origami sheet in small pieces and will paste in the scenery to make it beautiful.
- Take a separate printout of this activity and make a video (not more than 30 seconds) while performing this activity.



ACTIVITY-9

HAPPY FATHER'S DAY (18<sup>TH</sup> JUNE 2023)


Motive- To express their feelings.

“My dad is so special, he is strong and smart. I love him with all my little heart!!

**HAPPY FATHER'S DAY**

Let's plan a surprise for father on the occasion of Father's Day. Take help from your mother while planning this activity.

❖ Colour this sheet and paste the photograph of Father and Child on it.



Kindly help your child to learn few lines on “Father’s Day” and make a video (not more than 1 minute) while speaking these lines and during colour the sheet and send the video by 14<sup>th</sup> June.

- My father’s name is \_\_\_\_\_.
- He is so special for me.
- He is brave and strong.
- He is my superhero.
- I love my father.

**NOTE-**

- Take a separate printout of this activity.



On 3<sup>rd</sup> JULY, 2023